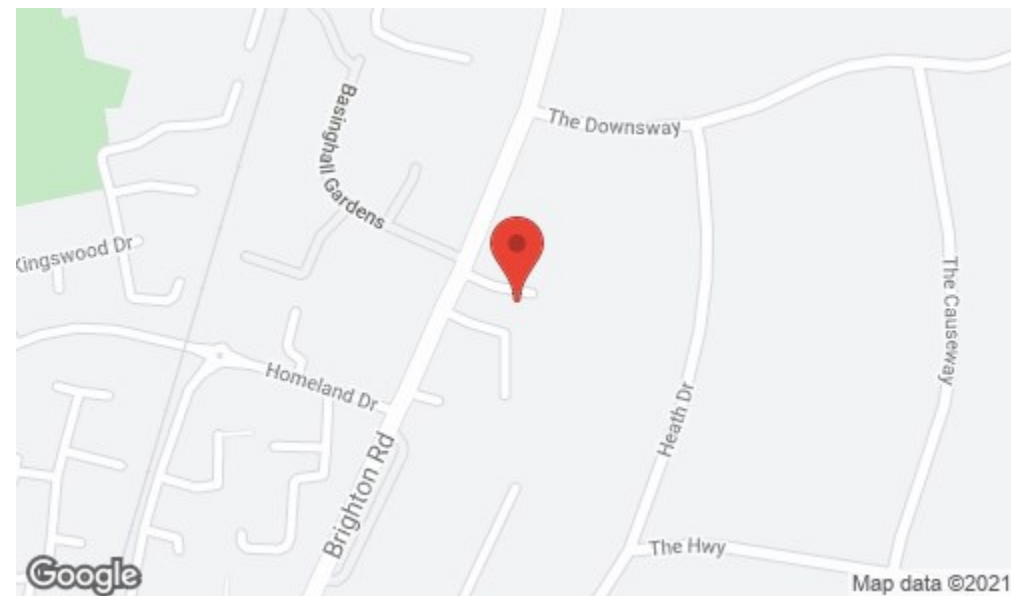


Location

Location Map



Important Note

Centro Residential Sales and Lettings limited have not tested any services, heating system, electrical system, appliances, fixtures and fittings, that may be included in this property and would advise interested parties to satisfy themselves as to their condition or investigating the presence of any deleterious materials.

Viewing: Strictly by appointment through:

CENTRO RESIDENTIAL SALES AND LETTINGS LIMITED

Tel: 020 8401 5000

E-mail: residential@centro.plc.uk

See a selection of our properties at www.centro.plc.uk

DUPLICATE

£1,350 Per Month -

Felbridge Close, Sutton, Surrey SM2 5QH



Description

- Maisonette
- Two Double Bedrooms
- Great Location
- Communal Garden
- Lounge/Diner
- Ground Floor



Features

- Gas Central Heating
- Double Glazing
- Great Condition

What you need to know

- Term: 12 months
- Rent: £1350pcm exclusive of bills
- Security deposit: £1557.00
- Council Tax Band C
- Energy Rating: C

Accommodation

Additional Photo



All dimensions and measurements are approximate and for guidance only.

Just Centro's Opinion...

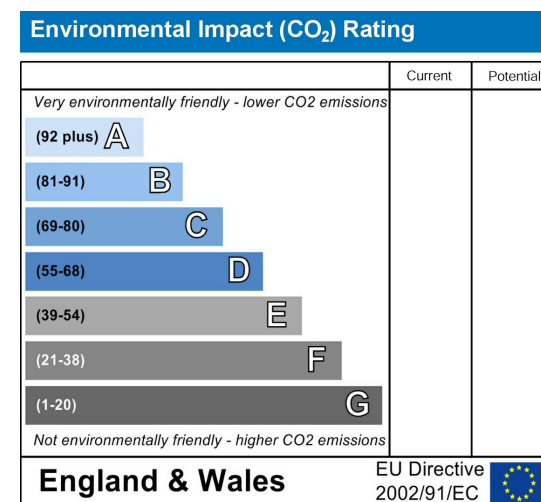
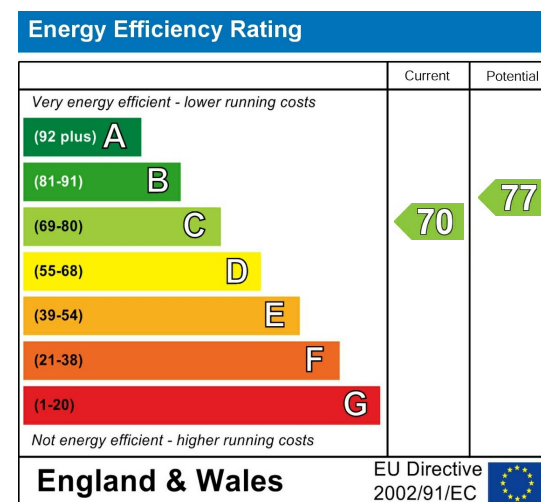
An immaculately presented two double bedroom ground floor maisonette located with walking distance to both Sutton and Belmont rail stations with access into London Bridge and London Victoria.

The property comprises of two large double bedrooms, a lounge/diner, fitted kitchen, modern bathroom, direct access to a lovely communal garden and an outside storage shed. Additional benefits include storage cupboards throughout and on street parking.

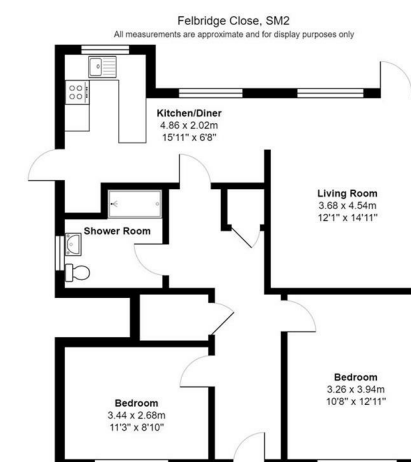
As well as being well located for local stations and transport links, you are also within a short distance to local schools, leisure centres, shops and restaurants in both Belmont village and Sutton town centre.

Offered unfurnished and available at the end of February, call Centro today to arrange your viewing.

EPC Graph



Floor Plan



For illustration purposes only